

The logo for the CTE CHIPS CHALLENGE features a stylized circuit board on the left. A central square chip is highlighted in yellow, with several lines representing circuit traces extending to the right. The text 'CTE' is in white, 'CHIPS' is in yellow, and 'CHALLENGE' is in white, all in a bold, sans-serif font.

**CTE
CHIPS
CHALLENGE**

Info Session 3: How to Submit Your Action Plan
Nov. 19, 2024 at 12:30PM ET

Logistics

- This event is being recorded.
- Recording and materials from this presentation will be available following the event on the challenge [website](#).
- Closed captioning is provided.
- Put your questions in the Q&A section of Zoom. We will answer as many as we can at the end of the session.
- If you experience any technical difficulties, please send a message to the hosts and panelists via chat.

Agenda

- Warm up activity
- Challenge overview
- What to submit
- How to submit
- Q&A
- Next steps

Who's in the room?

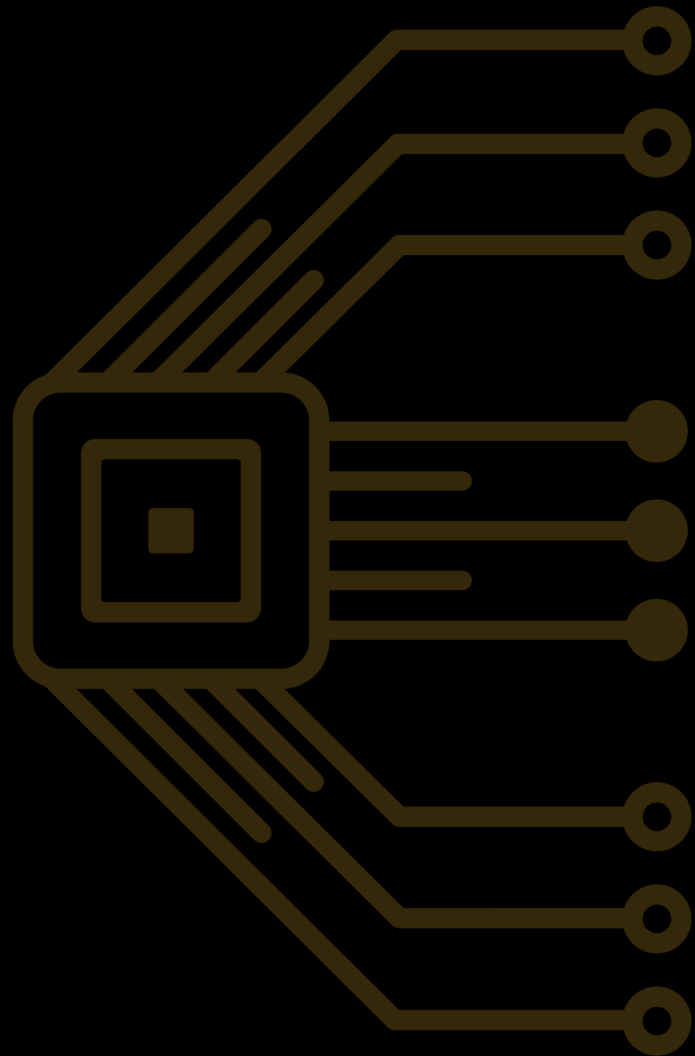
Pop up window: Select the answer that best applies to you.

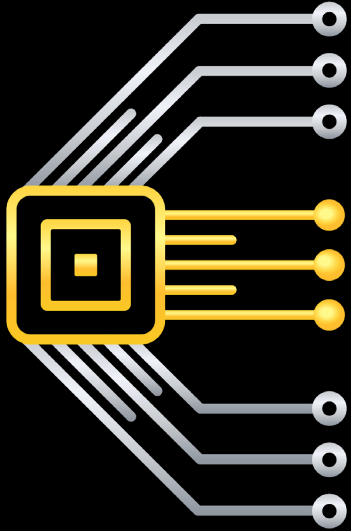
Question: Has your team started working on a submission?

- Yes!
- No, not yet
- Not sure

Info Sessions 1 & 2

Videos and slide decks are available on the challenge website ([Resources tab](#)).





Challenge Overview

Info Session 1 Recap

CTE CHIPS Challenge Video



View the challenge video:

<https://www.youtube.com/watch?v=Y-znHjvAxQY&t=1s>

CTE CHIPS Challenge Objectives

The purpose of the CTE CHIPS Challenge is to expand student recruitment, training, and placement strategies in semiconductor fabrication (fab) construction and advanced manufacturing careers that align with the CHIPS and Science Act (CHIPS).

The U.S. Department of Education invites entrants to submit innovative action plans to:

- a) increase students' opportunities to develop skills and experiences that better prepare them for the careers aligned with CHIPS;**
- b) expand student recruitment, training, and placement strategies in these careers; and**
- c) support teachers in building out CTE programs.**

Challenge Eligibility

Satisfy either Bullet (1) or (2).

Bullet (1): An eligible recipient under section 3(21) of Perkins V [20 U.S.C. 2302].

The term eligible recipient means:

- a) a “local educational agency” [20 U.S.C. 8101(30)] (including a public charter school that operates as a local educational agency), an “area career and technical education school” [20 U.S.C. 2302(3)], an “educational service agency” [20 U.S.C. 2302(17)], an “Indian Tribe, “Tribal organization”, or Tribal educational agency or a consortium, eligible to receive assistance under section 131 of Perkins V [20 U.S.C. 2351]; or
- b) an eligible institution or consortium of eligible institutions eligible to receive assistance under section 132 of Perkins V [20 U.S.C. 2352].

Challenge Eligibility (continued)

Satisfy either Bullet (1) or (2).

Bullet (2): A state, local, public, or nonprofit entity, e.g., labor and/or workforce board, chamber of commerce, intermediary, or consortium, that partners with one or more eligible recipients, as described in paragraph (1) above, to connect students to high-tech careers aligned with CHIPS.

(Reference: Challenge Eligibility section of the [Official Rules, Terms, and Conditions](#))

Selection Criteria

Four selection criteria, each worth up to 25 points, for a total of 100 points possible per submission:

- 1) IMPACT.** The extent to which the action plan demonstrates an innovative solution for: (a) increasing students' opportunities and experiences to better prepare them for careers aligned with CHIPS; (b) expanding advising, training, and placement strategies into those careers; and (c) supporting teachers in building out CTE programs.
- 2) STUDENTS.** The extent to which the proposed activities will involve a broad cross-section of students, including an emphasis on serving students from special populations.
- 3) PARTNERSHIPS.** The extent to which the action plan includes cross-disciplinary partnerships, written commitments from relevant partners, and at least one CTE program.
- 4) DATA.** The extent to which the action plan includes baseline project data, and it utilizes quality metrics-framework and data-collection methods.

Challenge Phases

- **Phase 1: Registration, Submission, and Selection**
 - Submission deadline: December 20, 2024, 8:00PM ET
 - Up to 50 semi-finalists selected: February 2025
- **Phase 2: Incubation, Results, and Selection**
 - Technical assistance: March – December 2025
 - Up to 10 finalists selected: February 2026
- **Phase 3: Presentations, Acceleration, Impact, and Prizes**
 - Technical assistance: March – December 2026
 - Prize awards: February 2027

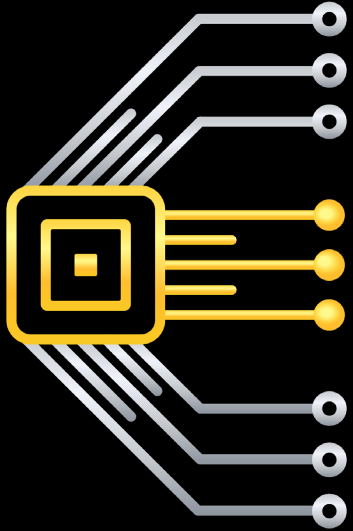
Prize Pool

\$1 million in cash prizes

- Tier 1 Finalist (one Grand Prize)
 - \$200,000 cash award (top score)
- Tier 2 Finalists (two Silver Prizes)
 - \$120,000 cash awards (second and third highest scores)
- Tier 3 Finalists (seven Bronze Prizes)
 - \$80,000 cash awards (fourth to tenth scores)

Non-Monetary Benefits

- **Receive technical assistance.**
- **Learn from subject matter experts.**
- **Network with peers across the country.**
- **Access free resources.**
- **Feature your work on a national scale.**
- **Connect your students with exciting careers.**



What to Submit

Prepare Your Submission

- Go to CTECHIPSThallenge.com
- Click the <Get Ready to Submit> button.
- Download and complete the [CTE CHIPS Challenge Phase 1 Submission Form](#).
- Gather the materials for the required appendices.
 - *Appendix A: Written Commitments from Partners* (allowed file type: .pdf).
 - *Appendix B: Baseline Project Data* (allowed file types: .pdf and .csv).

CTE CHIPS CHALLENGE PHASE 1 SUBMISSION FORM

Entrant Details

| | |
|---|----------------------|
| Organization (Org.) Name | <input type="text"/> |
| Org. Address | <input type="text"/> |
| Point of Contact (POC) Name | <input type="text"/> |
| POC Email | <input type="text"/> |
| Alternate POC Name | <input type="text"/> |
| Alternate POC Email | <input type="text"/> |
| Total Schools Served | <input type="text"/> |
| Total Enrollment (Common Core of Data) | <input type="text"/> |

Challenge Eligibility

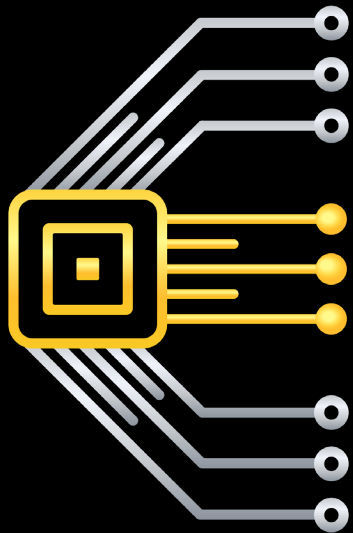
Select the challenge eligibility bullet that applies to your submission.

Bullet (1)

- (1) An eligible recipient under [section 3\(21\) of Perkins V \[20 U.S.C. 2302\]](#). The term eligible recipient means:
- A. a "[local educational agency](#)" [20 U.S.C. 8101(30)] (including a public charter school that operates as a local educational agency), an "[area career and technical education school](#)" [20 U.S.C. 2302(3)], an "[educational service agency](#)" [20 U.S.C. 2302(17)], an "[Indian Tribe](#)", "[Tribal organization](#)", or Tribal educational agency or a consortium, [eligible to receive assistance under section 131 of Perkins V \[20 U.S.C. 2351\]](#);
 - or
 - B. an eligible institution or consortium of eligible institutions [eligible to receive assistance under section 132 of Perkins V \[20 U.S.C. 2352\]](#)

Bullet (2)

- (2) A state, local, public, or nonprofit entity, e.g., labor and/or workforce board, chamber of commerce, intermediary, or consortium, that partners with one or more eligible recipients, as described in Bullet (1), to connect students to high-tech careers aligned with [CHIPS](#).



How to Submit

Enter Your Submission

1. Click the <Submit Action Plan> button.
2. Complete the *CTE CHIPS Challenge Phase 1 Cover Page*.
3. Upload your submission files.
 1. *CTE CHIPS Challenge Phase 1 Submission Form*
 2. *Appendix A: Written Commitments from Partners* (allowed file type: .pdf).
 3. *Appendix B: Baseline Project Data* (allowed file types: .pdf and .csv).
4. Click the <Submit> button at the bottom of the Cover Page.

CTE CHIPS Challenge Phase 1 Cover Page

We look forward to receiving your action plan, and this is how you make it happen.

- 1) Follow the prompts to provide your organization contact information
- 2) Upload your submission files
- 3) Click the [Submit] button at the bottom of the page

Organization Name*

Organization Address*

Point of Contact (POC) Name*

Point of Contact Email*

Alternate POC Name

Challenge Website

CTE CHIPS CHALLENGE

Challenge Details ▾ Resources Connect With Us

Get Ready to Submit

Prepping Students for CHIPS-Aligned Careers

Ready to help your students connect the dots between career clusters and CHIPS-aligned careers? Not sure if you have everything you need to prep your students?

Join the CTE CHIPS Challenge

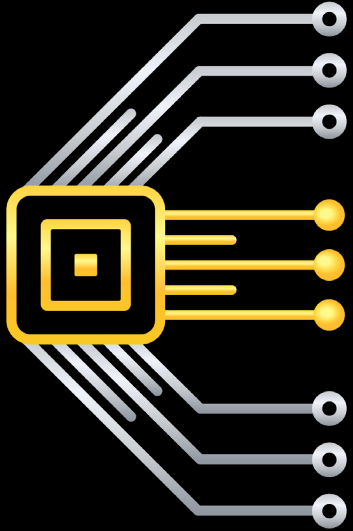
Scroll Down To Learn More

CTE CHIPS Challenge Video

Watch later Share

Visit CTECHIPSChallenge.com

Watch on YouTube



Q & A

Let's dive into the questions.

Need help?

Plan on attending our Office Hours:

- December 11, 2024 at 12:30PM ET
- December 16, 2024 at 12:30PM ET

[Register here](#) for Office Hours.

The background of the slide is a dark, almost black, color with a faint, golden-yellow pattern of a circuit board or PCB. The pattern consists of various lines, traces, and circular components, creating a technical and digital aesthetic. The pattern is most prominent on the right side of the slide and fades towards the left.

Thank you!

Join the community.

Contact us at hello@CTECHIPSCheckallenge.com.